



**2018–2019 SCHOOL YEAR
ANNUAL BUDGET PRESENTATION
SEPTEMBER 26, 2018**



2018/19 BOARD OF EDUCATION

MRS. TINA MOSLANDER
PRESIDENT

MRS. MARYANN ING
VICE PRESIDENT

MRS. RHONDA CESKA
BOARD SECRETARY

MRS. WENDY LUX
BOARD MEMBER

MRS. ANGELES BEAR
BOARD MEMBER

MR. DAVID RANA
BOARD MEMBER

MR. MARK WERNER
BOARD MEMBER

2018/19 DISTRICT ADMINISTRATION

DR. ANDREA L. SALA
SUPERINTENDENT OF SCHOOLS

MR. BRIAN K. O'KEEFE
ASSISTANT SUPERINTENDENT OF FINANCE/CSBO

MS. GINA M. DIOGUARDI
DIRECTOR OF SPECIAL EDUCATION

Budget Account Structure Guide

Public schools in Illinois follow the Illinois Program Accounting Manual, 2008 Revision, to develop and maintain budget accounts.

The basic account structure consists of:

Fund Number – Function Number – Object Number

The Fund Numbers Contained In This Budget Include:

- 10 - Education Fund**
Comparable to the general fund and encompasses all revenues and expenditures not categorized elsewhere. District 145 has sub-accounts to the Education Fund, such as (16) Special Education, and (18) Surety.
- 20 - Building Fund**
The Building Fund is used for all revenues and expenses associated with the operation of school buildings and grounds. District 145 also has a sub-account to the Building Fund. Currently (25) O&M 5-Year Program is the only sub-account.
- 30 - Debt Service Fund**
Formerly known as Bond & Interest (B&I) this fund is used to record the receipt of proceeds and repayment of bonds. Fund 35 (Building Bond) is a sub-account.
- 40 - Transportation Fund**
The Transportation Fund is used for all revenues and expenses associated with the safe transportation of students to and from school and activities.
- 50 - Illinois Municipal Retirement Fund**
The IMRF Fund is used to record all revenues and expenses associated with payments to the Illinois Municipal Retirement Fund.
- 51 - FICA / Medicare Fund**
Fund 51 is used to record all revenues and expenses associated with payments to Social Security and Medicare.
- 60 - Capital Projects Fund**
Formerly known as Site & Construction, fund 60 is required to account for proceeds and expenditures associated with capital projects for which there's a specific funding stream, such as grants from the Illinois Capital Development Board.
- 70 - Working Cash Fund**
Fund 70 is the District's savings account. Recent changes to the Illinois School Code mandate that Working Cash can only be abolished to the Education Fund but smaller amounts can be abated to any fund.
- 80 - Tort Immunity and Judgment Fund**
The Tort Fund is used to record all proceeds and expenditures associated with protecting the District from legal judgments. District 145 records our liability insurance and other expenses in this fund.
- 90 - Fire Prevention and Life Safety Fund**
Revenues and expenditures associated with capital projects concerned with 10-year life safety reports and other fire prevention projects not accountable for in Fund 20



2019 BUDGET HEARING AGENDA

- 1. APSD #145 Mission**
- 2. 2018/19 Administration Team**
- 3. Budget Purpose & Focus**
- 4. Presentation of the FY2019 Budget**
- 5. PL 96-0434, 97-0609 and ILCS 5/10-20.47 Compensation Tables**
- 6. Financial Recap / Projection**
- 7. Questions/Comments from the Audience**
- 8. Approval & Adoption of the FY 2019 Budget**



Arbor Park

School District 145

Fiscal Year 2019
Budget Presentation
September 26, 2018

APSD #145 Mission

- ❑ Our mission is to develop a partnership with students, staff, parents, and the community that will create a learning environment that enables all children to reach their full potential and to ensure quality and equity for all to succeed.



2018/19 ADMINISTRATION TEAM

DR. ANDREA SALA – SUPERINTENDENT OF SCHOOLS

MR. BRIAN O'KEEFFE – ASSISTANT SUPT. OF FINANCE/CSBO

MS. GINA DIOGUARDI - DIRECTOR OF SPECIAL EDUCATION

MR. DAVID EVANS – PRINCIPAL, ARBOR PARK MIDDLE SCHOOL

MS. CAMILLE HOGAN – PRINCIPAL, ARBOR PARK MIDDLE SCHOOL

MRS. ELIZA SANTOS-LOPEZ – PRINCIPAL, KIMBERLY HEIGHTS SCHOOL

MS. TOM FLYNN – PRINCIPAL, MORTON GINGERWOOD SCHOOL

MR. SCOT PIERCE – PRINCIPAL, SCARLET OAK SCHOOL

What Purpose Does The Budget Serve?

- ❑ Meet requirements imposed by Illinois law and other applicable Federal & Local regulations.
- ❑ Provides expending and taxing authority.
- ❑ Satisfies a minimum level of financial information for state, local and the federal government.
- ❑ Provide community direction as to BOE spending priorities.

APSD 145 2018-19 Budget Focus

- Increasing Student and Staff Academic Supports
 - Using Evidence Based Funding appropriation for “lost” positions and additional instructional assets.
- Continued Technology Upgrades
 - Federal E-Rate funding for Wi-Fi, network and connectivity upgrades at KHS, MGS & SOS.
- Developing Long-Term Goals through Fiscal Accountability
 - Contract settlement and infrastructure planning.


2018/19 Estimated Revenue %'s

- 53.78% - Ad Valorem Taxes (Property)
- 3.14% - Other Local Revenues
- 32.57% - Evidence Based Funding
- 5.39% - Restricted State Grants
- 5.12% - Restricted Federal Grants




2018/19 Estimated Operating Expenditure %'s

- 57.13% - Salaries
- 19.01% - Employee Benefits
- 13.02% - Purchased Services
- 5.82% - Supplies & Materials
- 1.43% - Capital Outlay
- 3.59% - Other Objects



Posted Compensation Tables

- Public Act 096-0434 – Administrative Compensation Report
- (FY19 Reported)
- Public Act 097-0609 – IMRF Compensation Report
- (FY19 Reported)
- Illinois Compiled Statute (105 ILCS 5/10-20.47)
- Administrative & Teacher Report
- (FY19 Reported)




2018/19 Budget Recap by Fund

REVENUES:

FUND	FUND DESCRIPTION	FISCAL YEAR 2018 RECEIPTS	FISCAL YEAR 2019 RECEIPTS	INCREASE OR (DECREASE) AMOUNT	BEGINNING FUND BALANCE 7/1/18	TOTAL REVENUES FY 2019	TOTAL EXPENDITURES FY 2019	ENDING FUND BALANCE 6/30/19
10	EDUCATION	\$ 12,370,586	\$ 13,512,459	\$ 1,141,873	\$ 4,881,715	\$ 13,512,459	\$ 14,378,048	\$ 4,016,126
20	BUILDING	\$ 1,664,688	\$ 779,827	\$ (884,860)	\$ 926,931	\$ 779,827	\$ 1,326,286	\$ 380,473
30	DEBT SERVICE	\$ 2,623,023	\$ 2,642,751	\$ 19,728	\$ 1,325,129	\$ 2,642,751	\$ 2,626,325	\$ 1,341,556
40	TRANSPORTATION	\$ 1,702,254	\$ 1,081,347	\$ (620,908)	\$ 990,355	\$ 1,081,347	\$ 1,059,253	\$ 1,012,448
50	IMRF	\$ 277,312	\$ 255,534	\$ (21,778)	\$ 158,207	\$ 255,534	\$ 286,403	\$ 127,338
51	FICA / MEDICARE	\$ 255,688	\$ 272,560	\$ 16,872	\$ 129,502	\$ 272,560	\$ 276,288	\$ 125,774
60	SITE & CONSTRUCTION	\$ 7,953	\$ 2,001,000	\$ 1,993,047	\$ 84,682	\$ 2,001,000	\$ 10,000	\$ 2,075,682
70	WORKING CASH	\$ 63,760	\$ 75,000	\$ 11,240	\$ 5,056,487	\$ 75,000	\$ -	\$ 5,131,487
80	LIABILITY	\$ 195,207	\$ 40	\$ (195,167)	\$ 3,789	\$ 40	\$ -	\$ 3,829
90	LIFE SAFETY	\$ 383	\$ 400	\$ 17	\$ 32,666	\$ 400	\$ -	\$ 33,066
		\$ 19,160,854	\$ 20,620,918	\$ 1,460,063	\$ 13,589,463	\$ 20,620,918	\$ 19,962,603	\$ 14,247,778

EXPENSES:

FUND	FUND DESCRIPTION	FISCAL YEAR 2018 EXPENSES	FISCAL YEAR 2019 EXPENSES	INCREASE OR (DECREASE) AMOUNT
10	EDUCATION	\$ 11,289,088	\$ 14,378,048	\$ 3,088,961
20	BUILDING	\$ 1,160,720	\$ 1,326,286	\$ 165,566
30	DEBT SERVICE	\$ 2,684,520	\$ 2,626,325	\$ (58,195)
40	TRANSPORTATION	\$ 966,369	\$ 1,059,253	\$ 92,884
50	IMRF	\$ 248,478	\$ 286,403	\$ 37,925
51	FICA / MEDICARE	\$ 256,615	\$ 276,288	\$ 19,673
60	SITE & CONSTRUCTION	\$ 6,987	\$ 10,000	\$ 3,013
70	WORKING CASH	\$ 328,093	\$ -	\$ (328,093)
80	LIABILITY	\$ 195,177	\$ -	\$ (195,177)
90	LIFE SAFETY	\$ -	\$ -	\$ -
		\$ 17,136,046	\$ 19,962,603	\$ 2,826,557



Projected (Deficit) / Surplus for Fiscal Year 2018

\$ 658,314

Negotiated Salary Increase & CPI History

	<u>Annual % Increase</u>	<u>CPI (Prior December)</u>
1999/2000	\$675 plus 4.50%	1.60%
2000/01	\$675 plus 4.50%	2.70%
2001/02	\$675 plus 4.50%	3.40%
2002/03	\$675 plus 4.50%	1.60%
2003/04	\$675 plus 4.50%	2.40%
2004/05	4.75%	1.90%
2005/06	4.25%	3.30%
2006/07	4.50%	3.40%
2007/08	4.50%	2.50%
2008/09	4.50%	4.10%
2009/10	4.50%	0.10%
2010/11	4.50%	2.70%
2011/12	1.5% Recognition	1.50%
2012/13	1.50%	3.00%
2013/14	1.70%	1.70%
2014/15	2.00%	1.50%
2015/16	\$1,200	0.80%
2016/17	5.00%	0.70%
2017/18	3.50%	2.10%

Medical and Dental History - Board Contributions

Coverage Period	Annual BOE Contribution - Employee			Annual BOE Contribution - Employee + Family	% Increase over Prior Year
	Annual BOE Contribution	Only	Annual BOE Contribution - Employee + 1		
4/1/00 to 3/31/01	\$5,369.00				10.99%
4/1/01 to 3/31/02	\$5,959.00				11.01%
4/1/02 to 3/31/03	\$6,615.00				10.99%
4/1/03 to 3/31/04	\$7,342.00				12.12%
4/1/04 to 3/31/05*	\$8,232.00				11.81%
4/1/05 to 3/31/06	\$9,204.00				12.52%
4/1/06 to 3/31/07**		\$10,356.00	\$12,948.00	\$15,540.00	
4/1/07 to 3/31/12***		PPO / HMO I / HMO BA - 100%	PPO - 85% / HMO I - 95% / HMO BA - 95%	PPO - 70% / HMO I - 90% / HMO BA - 95%	
4/1/12 to 3/31/13		PPO - 95% / HMO I & HMO BA - 100%	PPO - 60% / HMO I - 70% / HMO BA - 85%	PPO - 40% / HMO I - 65% / HMO BA - 85%	
4/1/13 to 3/31/14		PPO - 95% / HMO I & HMO BA - 100%	PPO - 70% / HMO I - 80% / HMO BA - 90%	PPO - 50% / HMO I - 75% / HMO BA - 90%	
4/1/14 to 3/31/15		PPO - 95% / HMO I & HMO BA - 100%	PPO - 70% / HMO I - 80% / HMO BA - 90%	PPO - 50% / HMO I - 75% / HMO BA - 90%	
4/1/15 to 3/31/16		PPO - 95% / HMO I & HMO BA - 100%	PPO - 70% / HMO I - 80% / HMO BA - 90%	PPO - 50% / HMO I - 75% / HMO BA - 90%	
4/1/16 to 3/31/17		PPO - 95% / HMO I & HMO BA - 100%	PPO - 70% / HMO I - 80% / HMO BA - 90%	PPO - 50% / HMO I - 75% / HMO BA - 90%	
4/1/17 to 3/31/18		PPO / HMO I / HMO BA - 100%	PPO - 80% / HMO I - 80% / HMO BA - 90%	PPO - 75% / HMO I - 75% / HMO BA - 90%	
4/1/18 to 8/31/18		PPO / HMO I / HMO BA - 100%	PPO - 80% / HMO I - 80% / HMO BA - 90%	PPO - 75% / HMO I - 75% / HMO BA - 90%	

* Includes an increase in BOE contributions @ 9/1/2004

** Movement from single contribution for medical & dental to tiered coverage.

*** Movement from \$ contributions to % contributions. Includes medical & dental

Financial History Recap

FINANCIAL SUMMARY - ALL FUNDS						UNAUDITED	
	FYE	FYE	FYE	FYE	FYE	FYE	FYE
	Jun-14	Jun-15	Jun-16	Jun-17	Jun-18		
1	7,912,299	8,334,084	9,335,508	8,139,284			11,564,655
2							
3	9,488,006	9,396,926	10,056,750	9,863,624			9,942,745
4	640,363	599,134	544,317	568,578			590,893
5	3,292,376	3,687,601	4,152,330	4,599,384			5,705,036
6	2,220,209	1,405,125	1,168,911	1,060,501			1,577,390
7	872,665	964,589	1,026,467	1,119,230			1,016,698
8	0	1,500,468	0	6,049,818			0
9	16,513,619	17,553,842	16,948,775	23,261,135			18,832,761
10							
11	77.02%	73.19%	70.58%	70.74%			78.83%
12	8,154,947	8,217,043	8,399,565	8,056,719			8,461,442
13	2,548,996	2,493,811	2,612,400	2,620,657			2,671,427
14	1,672,894	1,762,156	2,027,033	1,908,586			1,681,673
15	731,603	940,809	653,686	764,043			694,697
16	157,955	412,322	1,267,378	1,088,657			218,997
17	630,718	809,043	643,125	654,428			395,188
18	2,391,123	2,817,345	2,541,014	2,491,651			2,684,520
19	0	647,718	1,617,075	1,207,759			328,093
20	0	0	0	6,045,897			0
	16,288,236	18,100,246	19,761,275	24,838,397			17,136,046
21	225,383	(546,404)	(2,812,500)	(1,577,263)			1,696,715
22		446,500		3,790,000			
23		647,718	1,617,075	1,207,759			328,093
24		454,773					
25	200,000						
26							
27	8,334,084	9,335,508	8,139,284	11,564,655			13,589,464

Financial Projections

FINANCIAL SUMMARY - ALL FUNDS	BUDGET		PROJECTION		PROJECTION		PROJECTION	
	FYE	FYE	FYE	FYE	FYE	FYE	FYE	FYE
	Jun-19	Jun-20	Jun-21	Jun-22	Jun-23	Jun-24	Jun-25	Jun-26
BEGINNING FUND BALANCE	13,589,464	14,247,780	14,094,306	13,979,584	13,645,204			
REVENUES:								
Real Estate Taxes	10,014,319	10,311,987	10,575,363	10,907,465	11,204,194			
Other Local Revenues	583,836	595,513	607,423	619,571	631,963			
Evidence Based Funding (Formerly GSA)	6,065,491	5,705,474	5,705,474	5,705,474	5,705,474			
Restricted State Grants (ELL/Pre-K for All)	1,004,006	1,004,006	1,004,006	1,004,006	1,004,006			
Restricted Federal Grants (IDEA/ESSA)	953,266	953,266	953,266	953,266	953,266			
Principal & Premiums on Bonds	0	0	0	0	0			
Total Revenues	18,620,918	18,570,246	18,845,532	19,189,782	19,498,903			
EXPENDITURES:								
Salaries	76.14%	75.19%	76.62%	76.86%	77.10%			
	8,761,841	9,007,841	9,261,221	9,522,202	9,791,013			
Employee Benefits	2,915,758	3,061,546	3,214,623	3,375,354	3,544,122			
Purchased Services	1,996,350	2,036,277	2,077,003	2,118,543	2,160,913			
Supplies & Materials	892,689	910,543	928,754	947,329	966,275			
Capital Outlay	219,661	474,054	228,535	233,106	237,768			
Out of District Tuition	549,978	560,978	572,197	583,641	595,314			
Debt Payments	2,626,325	2,672,481	2,677,921	2,743,988	2,767,444			
Other	0	0	0	0	0			
Payment to Refund Bond Escrow	0	0	0	0	0			
Total Expenses	17,962,602	18,723,720	18,960,254	19,524,163	20,062,850			
REVENUES VS. EXPENSES	658,316	(153,474)	(114,722)	(334,380)	(563,947)			
Bond Issuance/Proceeds (WCF)								
Abatement of WCF (Revenue to Funds)	0	0	0	0	0			
One-Time Escrow Restructuring Profit (FY20:								
Sale of Fixed Assets								
Other								
ENDING FUND BALANCE	14,247,780	14,094,306	13,979,584	13,645,204	13,081,257			


APSD 145 2018-19 Budget Focus

- Increasing Student and Staff Academic Supports
 - Using Evidence Based Funding appropriation for "lost" positions and additional instructional assets.
- Continued Technology Upgrades
 - Federal E-Rate funding for Wi-Fi, network and connectivity upgrades at KHS, MGS & SOS.
- Developing Long-Term Goals through Fiscal Accountability
 - Contract settlement and infrastructure planning.

Next Steps

- ❑ Approve Current Fiscal Year 2019 Budget
 - September 26, 2018
- ❑ Develop Fiscal Year 2019 Amended Budget
 - Finalized after contract settlement – Date TBD
- ❑ Approve 2018 Tax Levy
 - Tax Levy Hearing set for December 12, 2018.
- ❑ Begin Developing Fiscal Year 2020 Budget
 - Spring 2019

QUESTIONS??



**Arbor Park School District 145
Administrative Compensation in Accordance With PA 96-0434
Fiscal Year 2019**

Staff Member	Education	Contract Term	Salary	Stipends	Health Insurance	Dental Insurance	Life Insurance	Sick Day Payout	Vacation Day Payout	Retirement Benefit	Teachers' Retirement Contributions	Travel / Auto Allowance	Annuity	Coursework
Superintendent Dr. Andrea Sala	Baccalaureate Masters Doctorate	12 Month	\$144,900	\$0	PPO E+1	PPO E+1	\$210	\$0	\$0	0.00%	9.0%	\$0	\$0	\$0
Assistant Supt. of Finance Brian K. O'Keefe	Baccalaureate Masters (2)	12 Month	\$115,000	\$0 IDEA Coordinator	HMO BA FF	PPO FF	\$210	\$0	\$0	0.00%	9.0%	\$0	\$0	\$8,000
Director of Special Education Gina DioGuardi	Baccalaureate Masters (2)	12 Month	\$106,973	\$5,000	HSA E+1	PPO E+1	\$210	\$0	\$0	0.00%	9.0%	\$0	\$0	\$1,000
Building Principal Tom Flynn	Baccalaureate Masters	11 Month	\$71,500	\$0 District Safety Leader	PPO FF	PPO FF	\$210	\$0	\$0	0.00%	9.0%	\$0	\$0	\$1,000
Building Principal Scott Pierce	Baccalaureate Masters	11 Month	\$85,905	\$2,500 Title Grants / Curriculum Coordinator	PPO E	PPO FF	\$210	\$0	\$0	0.00%	9.0%	\$0	\$0	\$1,000
Building Principal Camille Hogan	Baccalaureate Masters	11 Month	\$98,325	\$5,000	PPO E	PPO E	\$210	\$0	\$0	0.00%	9.0%	\$0	\$0	\$1,000
Building Principal David Evans	Baccalaureate Masters (2)	11 Month	\$98,325	\$0 ELL - Bilingual Coordinator	HMO BA FF	PPO FF	\$210	\$0	\$0	0.00%	9.0%	\$0	\$0	\$1,000
Principal Eliza Santos-Lopez	Baccalaureate Masters (2)	11 Month	\$82,663	\$5,000	Waived	Waived	\$210	\$0	\$0	0.00%	9.0%	\$0	\$0	\$1,000

NOTES:

- Salary** - Base salary - inclusive of annual increases (where applicable).
- Life Insurance** - Annual premiums for group Term Life and AD&D insurance.
- Sick Day Payout** - Unused sick days payable only at separation in accordance with language as established in collective bargaining agreement.
- Retirement Benefit** - As per Board approval. Reflected in Salary.
- Coursework** - Reimbursement payable only upon completion of approved coursework.

Administrative Insurance Benefits *

2018 Health Premiums		2018 Dental Premiums	
PPO E	\$ 10,437	PPO E	\$ 434
PPO E+1	\$ 18,189	PPO E+1	\$ 926
PPO FF	\$ 27,668	PPO FF	\$ 1,413
HSA E	\$ 9,174	HMO E	\$ 432
HSA E+1	\$ 15,018	HMO E+1	\$ 800
HSA FF	\$ 22,829	HMO FF	\$ 1,384
HMO E	\$ 8,476		
HMO E+1	\$ 15,571		
HMO FF	\$ 23,674		
HMOBA E	\$ 7,893		
HMOBA E+1	\$ 14,493		
HMOBA FF	\$ 22,029		

* Benefits costs as of April 1, 2018

Insurance Benefit Received By All Employee Groups As Per Collective Bargaining Agreement *

2018 Health Premiums		2018 Dental Premiums	
PPO E	\$ 10,437	PPO E	\$ 434
PPO E+1	\$ 14,551	PPO E+1	\$ 741
PPO FF	\$ 20,751	PPO FF	\$ 1,060
HSA E	\$ 9,174	HMO E	\$ 432
HSA E+1	\$ 12,014	HMO E+1	\$ 720
HSA FF	\$ 17,121	HMO FF	\$ 1,245
HMO E	\$ 8,476		
HMO E+1	\$ 12,457		
HMO FF	\$ 17,755		
HMOBA E	\$ 7,893		
HMOBA E+1	\$ 13,044		
HMOBA FF	\$ 19,826		

* Benefits costs as of April 1, 2018

This compensation data complies with P.A. 96-0434 and requirements to report administrator salary / benefits information contained in same. The District reserves the right to amend as needed to remain compliant with changes to the law.

Arbor Park School District 145 IMRF Covered Employees
FY 19 Total Compensation Package over \$75,000

<u>Last</u>	<u>First</u>	<u>Position</u>	<u>Base Salary</u>	<u>FTE</u>	<u>Vacation Days</u>	<u>Sick Days</u>	<u>Bonuses</u>	<u>Annuities</u>	<u>Health Insurance</u>
Fransen	Kristine	Coordinator of Transportation Services	\$63,792	1	20	15	\$0.00	\$0.00	\$18,189
McDonough	Deborah	Supt's Administrative Assistant	\$61,037	1	20	15	\$0.00	\$0.00	\$14,493
Slager	Allen	Coor. Of Maintenance/Custodial Services	\$83,136	1	20	15	\$0.00	\$0.00	\$22,029
Termunde	David	Chief Technology Officer	\$75,000	1	20	15	\$0.00	\$0.00	\$7,893

Arbor Park School District #145 - ILCS 5/10-20.47 for FY 2019

<u>Name</u>	<u>Position Type</u>	<u>Amount</u>	<u>FTE</u>	<u>Vacation Days</u>	<u>Sick Days</u>	<u>Bonuses</u>	<u>Annuities</u>	<u>Retirement Enhancements</u>
Alt, Shari M	Teacher	\$50,395.19	1	0	15	\$0.00	\$0.00	0.00%
Altenburg, Jillian A	Teacher	\$51,597.58	1	0	15	\$0.00	\$0.00	0.00%
Anderson, Maria J	Teacher	\$41,000.00	1	0	15	\$0.00	\$0.00	0.00%
Arnoff, Julie A	Teacher	\$43,575.57	1	0	15	\$0.00	\$0.00	0.00%
Bajt, Alicia M	Teacher	\$53,345.97	1	0	15	\$0.00	\$0.00	0.00%
Barajas, Mayra	Teacher	\$46,953.54	1	0	15	\$0.00	\$0.00	0.00%
Barakat, Sahar	Teacher	\$36,100.00	1	0	15	\$0.00	\$0.00	0.00%
Bareikis, Arturs	Teacher	\$40,934.25	1	0	15	\$0.00	\$0.00	0.00%
Beardsley, Britta A	Teacher	\$36,375.00	1	0	15	\$0.00	\$0.00	0.00%
Bullard, Mary B	Teacher	\$86,797.17	1	0	15	\$0.00	\$0.00	0.00%
Campnell, Amanda M	Teacher	\$37,363.50	1	0	15	\$0.00	\$0.00	0.00%
Carberry, Betty J	Speech Pathologist	\$55,967.63	1	0	15	\$0.00	\$0.00	0.00%
Ciufia, Judith A	Teacher	\$41,071.91	1	0	15	\$0.00	\$0.00	0.00%
Consorti, Lisa	Teacher	\$43,639.47	1	0	15	\$0.00	\$0.00	0.00%
Cosentino, Mary T	Teacher	\$43,575.57	1	0	15	\$0.00	\$0.00	0.00%
Crotty, Lauren E	Teacher	\$57,559.46	1	0	15	\$0.00	\$0.00	0.00%
Crowe, Christine T	Social Worker	\$41,902.00	1	0	15	\$0.00	\$0.00	0.00%
Deyoung, Travis G	Teacher	\$47,300.54	1	0	15	\$0.00	\$0.00	0.00%
Dioguardi, Gina M	Director of Special Education	\$106,973.46	1	22	15	\$5,000.00	\$0.00	0.00%
Dominguez, Jessica L	Teacher	\$64,743.39	1	0	15	\$0.00	\$0.00	0.00%
Drogosz, Norene	School Nurse	\$55,885.86	1	0	15	\$0.00	\$0.00	0.00%
Errico, Ashley A	Social Worker	\$55,185.93	1	0	15	\$0.00	\$0.00	0.00%
Evans, David V	Principal	\$98,325.00	1	2	15	\$0.00	\$0.00	0.00%
Filicicchia, Allyson C	Teacher	\$37,250.00	1	0	15	\$0.00	\$0.00	0.00%
Flynn, Thomas D	Principal	\$71,500.00	1	2	15	\$0.00	\$0.00	0.00%
Fox, Heather L	Teacher	\$41,969.25	1	0	15	\$0.00	\$0.00	0.00%
Fuchs, Alexander P	Teacher	\$36,375.00	1	0	15	\$0.00	\$0.00	0.00%
Gervais, Patricia A	Teacher	\$71,879.72	1	0	15	\$0.00	\$0.00	0.00%
Graf, Gina M	Teacher	\$79,159.91	1	0	15	\$0.00	\$0.00	0.00%
Gunkel, Robin	Teacher	\$82,520.55	1	0	15	\$0.00	\$0.00	0.00%
Hamrin, Donald E	Teacher	\$63,204.35	1	0	15	\$0.00	\$0.00	0.00%
Harker, Nicole L	Teacher	\$51,079.32	1	0	15	\$0.00	\$0.00	0.00%
Heitz, Stephanie A	Teacher	\$37,363.50	1	0	15	\$0.00	\$0.00	0.00%
Hlavacek, Ann M	Teacher	\$40,850.00	1	0	15	\$0.00	\$0.00	0.00%
Hogan, Camille	Principal	\$98,325.00	1	2	15	\$5,000.00	\$0.00	0.00%
Howard, Geri F	Speech Pathologist	\$54,554.85	1	0	15	\$0.00	\$0.00	0.00%
Jelley, Diane L	Teacher	\$64,973.16	1	0	15	\$0.00	\$0.00	0.00%
Judge, Kristin	Teacher	\$39,800.00	1	0	15	\$0.00	\$0.00	0.00%
Kachlik, Pamela J	Teacher	\$37,363.50	1	0	15	\$0.00	\$0.00	0.00%
Kalman, Luke C	Teacher	\$43,102.00	1	0	15	\$0.00	\$0.00	0.00%
Karingada, Aswin	School Counselor	\$41,802.00	1	0	15	\$0.00	\$0.00	0.00%
Komperda, Monica J.	Teacher	\$36,875.00	1	0	15	\$0.00	\$0.00	0.00%
Koppers, Hope M	Teacher	\$71,293.91	1	0	15	\$0.00	\$0.00	0.00%
Koschnitzki, Michelle	Teacher	\$81,634.59	1	0	15	\$0.00	\$0.00	0.00%
Kozicki, Ann M	Teacher	\$39,639.47	1	0	15	\$0.00	\$0.00	0.00%
Kreml, Christina	Teacher	\$46,539.81	1	0	15	\$0.00	\$0.00	0.00%
Kroen, Susan M	Teacher	\$40,850.00	1	0	15	\$0.00	\$0.00	0.00%
Kunz, Kristin	Teacher	\$44,002.00	1	0	15	\$0.00	\$0.00	0.00%
Kuzel, Patricia A	Teacher	\$54,571.41	1	0	15	\$0.00	\$0.00	0.00%
Kwiatkowski, Katie J	Teacher	\$49,990.50	1	0	15	\$0.00	\$0.00	0.00%
Laird, Jeanne T	Teacher	\$43,798.10	1	0	15	\$0.00	\$0.00	0.00%
Lake, Jenna M	Teacher	\$42,402.00	1	0	15	\$0.00	\$0.00	0.00%
Landingham, Kimberly A	Teacher	\$85,200.17	1	0	15	\$0.00	\$0.00	0.00%
Lipetzky, Betty J	Teacher	\$72,380.66	1	0	15	\$0.00	\$0.00	0.00%
Loffredi, Karen	Teacher	\$45,500.00	1	0	15	\$0.00	\$0.00	0.00%

Arbor Park School District #145 - ILCS 5/10-20.47 for FY 2019

<u>Name</u>	<u>Position Type</u>	<u>Amount</u>	<u>FTE</u>	<u>Vacation Days</u>	<u>Sick Days</u>	<u>Bonuses</u>	<u>Annuities</u>	<u>Retirement Enhancements</u>
Luby, Kathleen	Teacher	\$40,002.00	1	0	15	\$0.00	\$0.00	0.00%
Macha, Victoria M	Teacher	\$75,856.19	1	0	15	\$0.00	\$0.00	0.00%
Maranda, Jaime L	Teacher	\$66,045.42	1	0	15	\$0.00	\$0.00	0.00%
McDonough, Leslie	Teacher	\$81,042.57	1	0	15	\$0.00	\$0.00	0.00%
McMahon, Casey R	Teacher	\$36,100.00	1	0	15	\$0.00	\$0.00	0.00%
Mitchell, Paul J	Teacher	\$69,646.19	1	0	15	\$0.00	\$0.00	0.00%
Mroczek, Connie J	Teacher	\$56,965.37	1	0	15	\$0.00	\$0.00	0.00%
Murphy, Ryan P	Teacher	\$45,667.03	1	0	15	\$0.00	\$0.00	0.00%
Nix, Jane E	Teacher	\$49,072.46	1	0	15	\$0.00	\$0.00	0.00%
O'Brien, Sarah	School Counselor	\$40,802.00	1	0	15	\$0.00	\$0.00	0.00%
O'Keefe, Brian K	Assistant Superintendent of Finance/CSBO	\$115,000.00	1	22	15	\$0.00	\$0.00	0.00%
O'Neil, Becky J	Teacher	\$77,832.00	1	0	15	\$0.00	\$0.00	0.00%
Person, Kristen E	Teacher	\$37,250.00	1	0	15	\$0.00	\$0.00	0.00%
Phillip, Anne	Teacher	\$41,502.00	1	0	15	\$0.00	\$0.00	0.00%
Pickett, Kristen M	Teacher	\$43,307.51	1	0	15	\$0.00	\$0.00	0.00%
Pierce, Scot A	Principal	\$85,905.00	1	2	15	\$2,500.00	\$0.00	0.00%
Pletzke, Debora L	Teacher	\$66,920.00	1	0	15	\$0.00	\$0.00	0.00%
Rachanski, Renee M	Teacher	\$46,713.69	1	0	15	\$0.00	\$0.00	0.00%
Ragle, Melissa J	Teacher	\$55,501.88	1	0	15	\$0.00	\$0.00	0.00%
Ralston, K. Dale	Teacher	\$61,090.88	1	0	15	\$0.00	\$0.00	0.00%
Rangel, Ernestina M	Teacher	\$47,000.00	1	0	15	\$0.00	\$0.00	0.00%
Restrepo-Avila, Sylvia T	Teacher	\$47,687.35	1	0	15	\$0.00	\$0.00	0.00%
Roberts, Suzanne B	Teacher	\$51,509.88	1	0	15	\$0.00	\$0.00	0.00%
Rockaitis, Kelly L	Teacher	\$42,954.57	1	0	15	\$0.00	\$0.00	0.00%
Ruklic, Christina M	Teacher	\$43,462.76	1	0	15	\$0.00	\$0.00	0.00%
Ryan, James M	Teacher	\$40,520.25	1	0	15	\$0.00	\$0.00	0.00%
Sala, Dr. Andrea L	Superintendent of Schools	\$144,900.00	1	22	15	\$0.00	\$0.00	0.00%
Santos-Lopez, Eliza	Principal	\$82,663.38	1	2	15	\$5,000.00	\$0.00	0.00%
Schuit, Katelyn	Speech Pathologist	\$43,987.50	1	0	15	\$0.00	\$0.00	0.00%
Scott, Hanna L	Teacher	\$47,000.00	1	0	15	\$0.00	\$0.00	0.00%
Scott, Rachel M	Psychologist	\$52,794.32	1	0	15	\$0.00	\$0.00	0.00%
Seibert, Linda	Teacher	\$57,789.23	1	0	15	\$0.00	\$0.00	0.00%
Simon, Lisa M	Teacher	\$69,814.89	1	0	15	\$0.00	\$0.00	0.00%
Spencer, Julie	Speech Pathologist	\$52,500.00	1	0	15	\$0.00	\$0.00	0.00%
Spiess, Erik	Teacher	\$36,100.00	1	0	15	\$0.00	\$0.00	0.00%
Stasiak, Lynn M	Teacher	\$65,488.59	1	0	15	\$0.00	\$0.00	0.00%
Stilts, Patricia K	Teacher	\$60,647.90	1	0	15	\$0.00	\$0.00	0.00%
Stopka, Janice L	Teacher	\$74,977.47	1	0	15	\$0.00	\$0.00	0.00%
Struebing, Beth A	Teacher	\$79,329.65	1	0	15	\$0.00	\$0.00	0.00%
Thiesen, Lauren J	Speech Pathologist	\$82,023.75	1	0	15	\$0.00	\$0.00	0.00%
Timm, Kristen	Teacher	\$57,480.52	1	0	15	\$0.00	\$0.00	0.00%
Troike, Deanna L	Teacher	\$55,879.65	1	0	15	\$0.00	\$0.00	0.00%
Umana, Joseph J	Teacher	\$38,450.00	1	0	15	\$0.00	\$0.00	0.00%
Vorwald, Lori A	Teacher	\$72,929.21	1	0	15	\$0.00	\$0.00	0.00%
Wagner, Laura A	Teacher	\$45,502.00	1	0	15	\$0.00	\$0.00	0.00%
Walsh, Treacy	Teacher	\$37,250.00	1	0	15	\$0.00	\$0.00	0.00%
Walther, Laura A	Teacher	\$39,278.25	1	0	15	\$0.00	\$0.00	0.00%
Wegforth, Heidi M	Teacher	\$59,557.01	1	0	15	\$0.00	\$0.00	0.00%
Wingate, Amanda L	Teacher	\$41,802.00	1	0	15	\$0.00	\$0.00	0.00%
Zamudio, Stephanie N	Teacher	\$36,950.00	1	0	15	\$0.00	\$0.00	0.00%
Ziegler, Tina M	Teacher	\$77,142.69	1	0	15	\$0.00	\$0.00	0.00%
Ziemba, Angela K	Teacher	<u>\$39,200.63</u>	<u>1</u>	0	15	\$0.00	\$0.00	0.00%
		\$6,001,113.36	107					